



Manufacturers Association of Israel

2008 "Israel prize" winners

R&D and Innovation in Israel

Sima Amir
May 2010

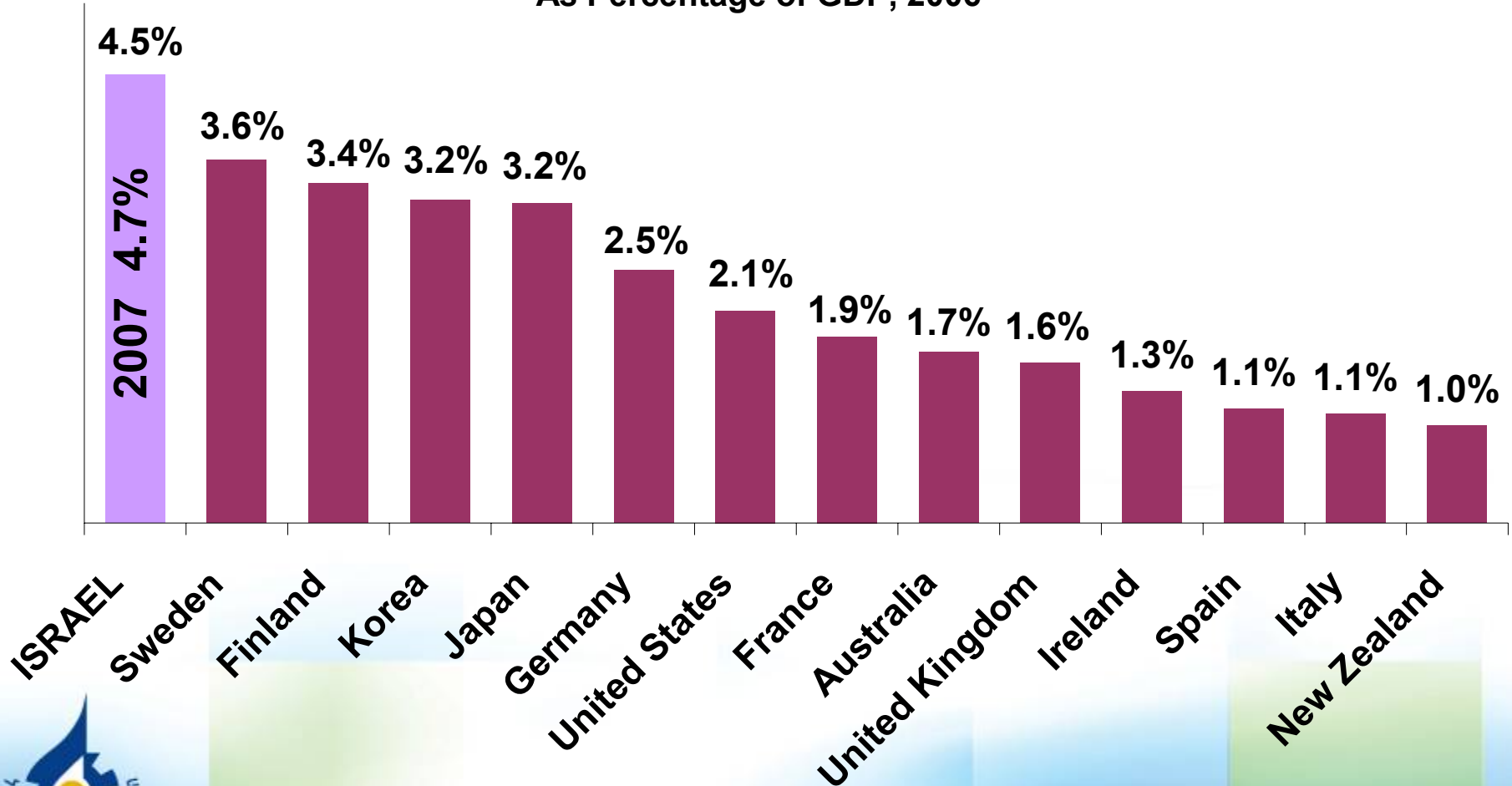
Israel's Global Performance

- **1st in Capital Raising in the NASDAQ** - of companies outside USA (71 Israeli companies are registered)
- **3rd in Quality of scientific research institutions**
- **5th in Utility patents**
- **8th in Venture capital availability**
- **9th in Availability of scientists and engineers**
- **10th in Capacity of innovation**
- **34% of the population holds university degree**
- **12% holds advanced degree**

*rd data (GCI
2008)

World Leadership in Civilian R&D Investments

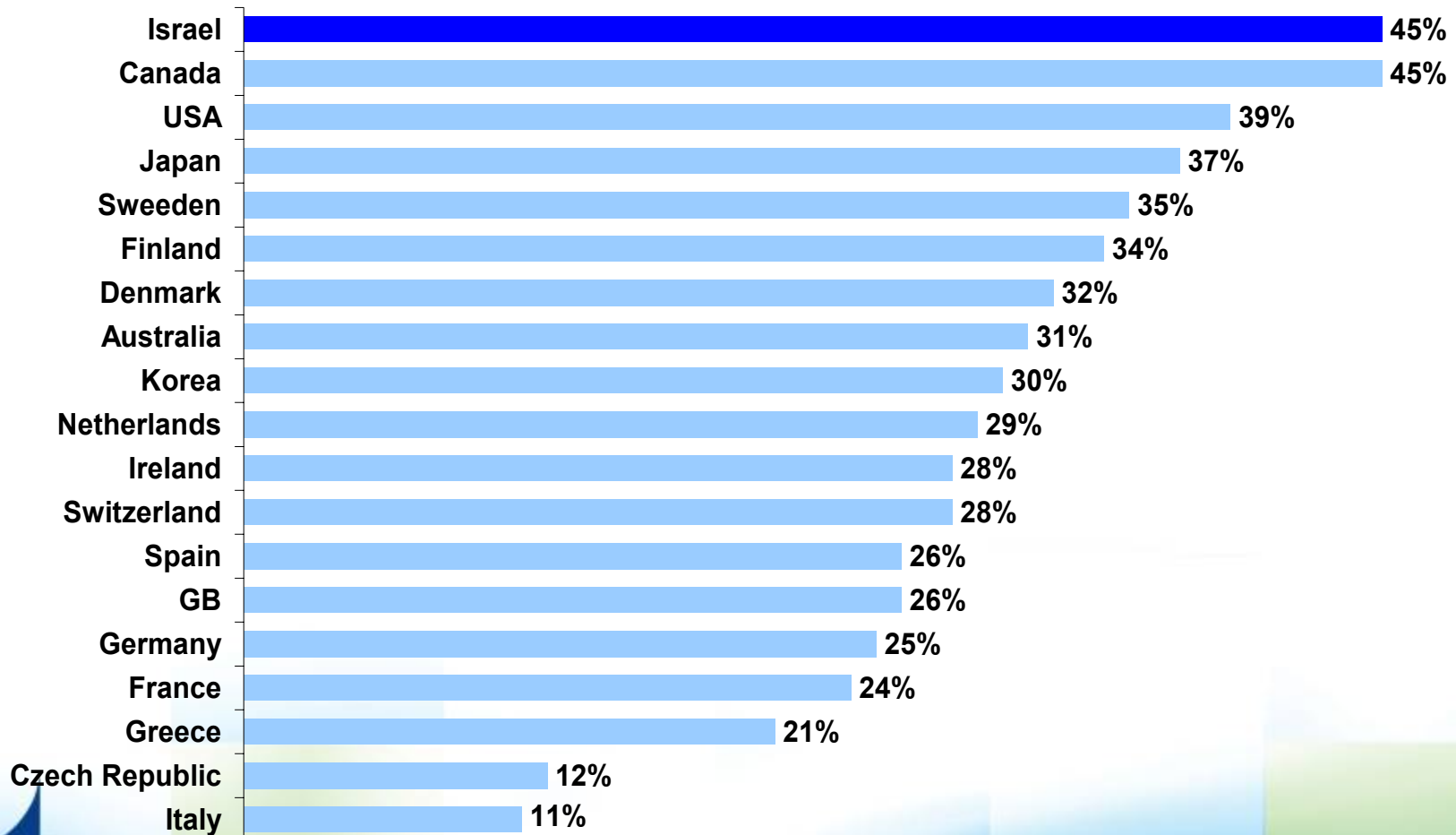
As Percentage of GDP, 2006



Source: OECD, Israeli CBS

Highly Educated Population

Post High School Educated As Percent of population in the ages of 25-64,2004



Multinational Companies – R&D Centers

- Global R&D and Innovation Center
- Technology Oriented Economy



R&D encouragement- Tools

- R&D Law (1984)
- Bi- National R&D Funds
- R&D Agreements
- European Programs and Networks
(FP7, Eureka, Euro stars, EEN)



R&D Law (1984)

- Innovative product
- Grant 20%-50%
- Special Zones additional - 10%-25%
- Technological Incubators - 85%
- Academic Projects- 80%
- Royalties- 3% first 3 years, 3.5% after 3 years



OCS' Unique Schemes and Benefits for Traditional Industries

- Supporting IP / *Know-how Acquisitions*
- *Broader Innovation Concept*, not only technological
- *Sectorial* Benchmark
- Risk Sharing - automatic 50% participation
- Full exemption of royalty payments



BI-National R&D Funds

(BIRD) USA



(CIRDF) Canada



(SIIRD) Singapore



(KORIL) Korea

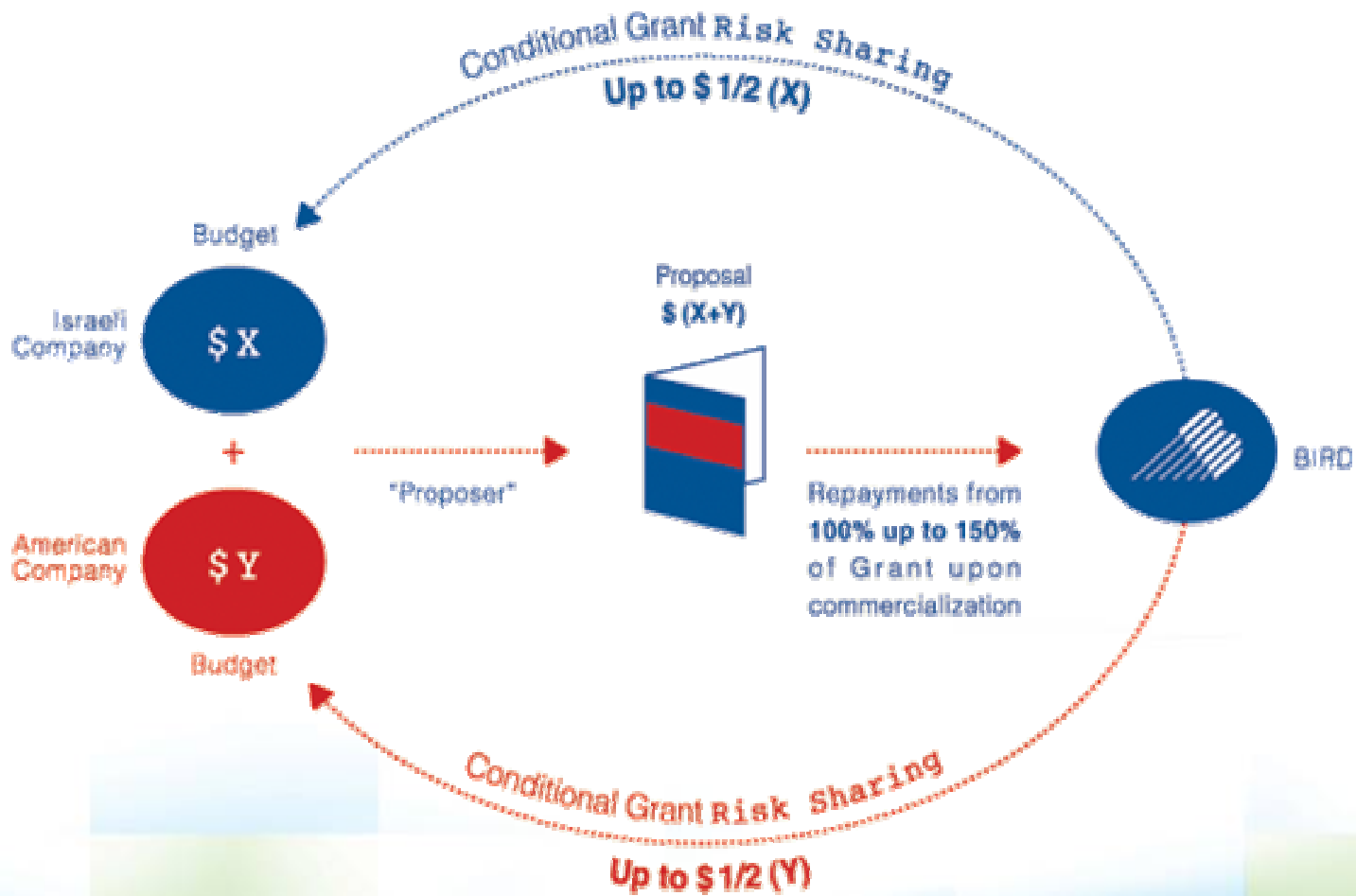


BIRD Fund

- **25 Projects approved during last year**
- **245 million USD invested during 30 years**
- **740 projects –8 billion turnover**
- **Royalties- 82 mill USD**



קרן דו-לאומית BIRD



Industrial R&D Cooperation Agreements



Austria



USA



Sweden



Belgium



Ireland



UK



Canada



Italy



India



China



Korea



Spain



France



Netherlands



Finland



Germany



Portugal



Singapore



Hong Kong



Israel-Germany R&D agreement

Selected cooperation fields

Biotechnology

Information and Communication Technology

Laser and Optics Technologies

Marine Technologies

Microsystems

New Materials and Nanotechnology

Water and Environmental Technologies

Energy Technologies

Mobility and Transport

Space Technology

Medical Technology



R&D agreements-sectors

Israel-Turkey	Israel-Spain
ICT שת"פ אפשרי עם אריקסון תורכיה	ICT
Automotive	Cleantech
Biotechnology	Bio-Agro
Medical equipment	Food Science

EUREKA

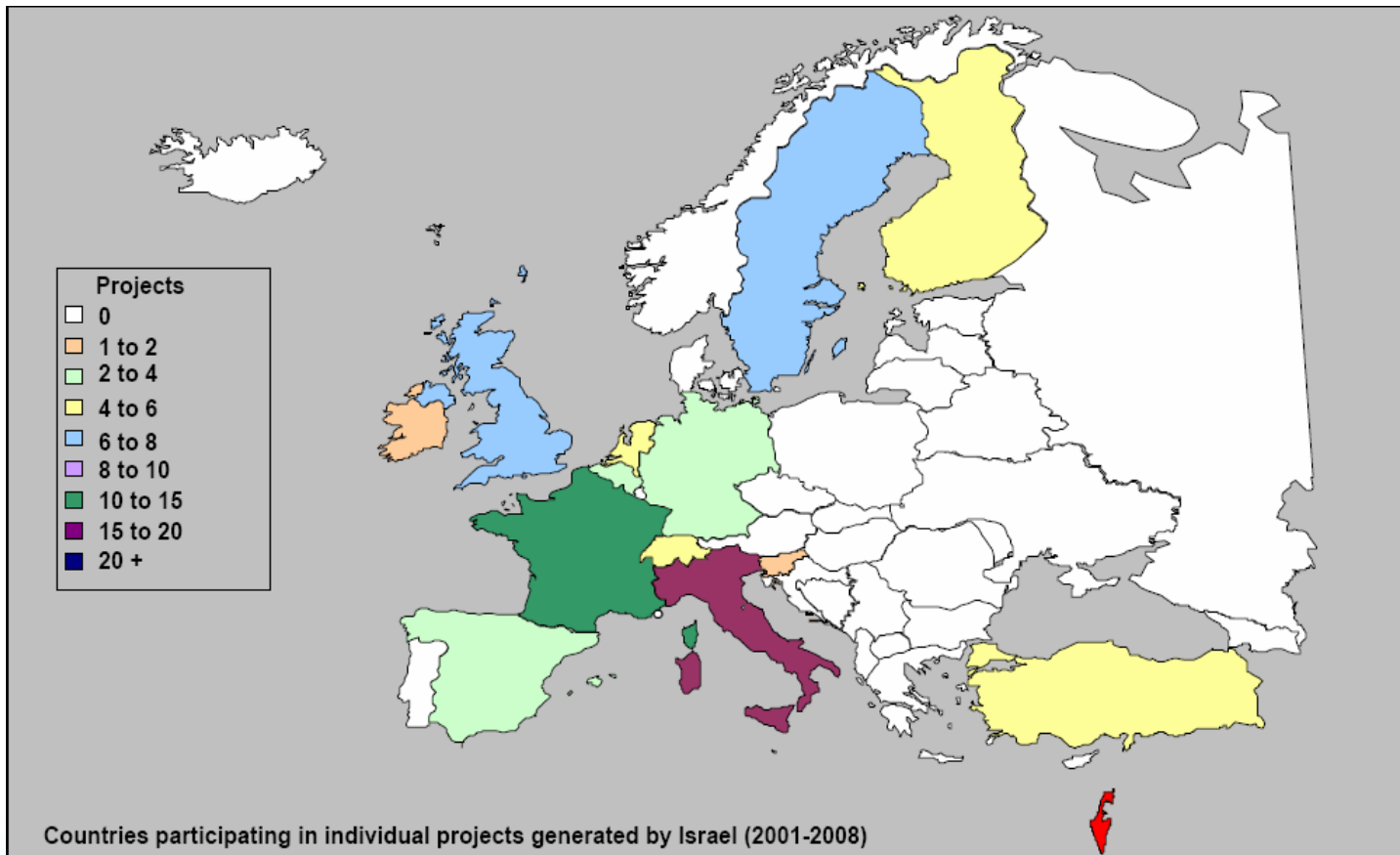
Promotion of Industrial R&D via Government Financing

- Started in 1985, Israel since 2000
- 40 members countries
- 2500 projects, 24 billion euro
- SME friendly (40%)
- All industrial and technological fields
- Israel- 40 projects approved in 2008



EUREKA

Israel Partners (2001-2008)



Shaping tomorrow's innovations today

FP7

Seventh Framework Program for Research and Technological Development

- EU's main instrument for funding research and development activities covering almost all scientific disciplines
- run from 2007 to 2013
- Budget: 49 mill euro
- Consortium: At least 3 partners from 3 different countries



European FP7 Program

COOPERATION

32413M€

10 Thematic Areas

Health 6100M€

Agri & Bio 1935M€

ICT 9050M€

NMP 3457M€

Energy 2350M€

Environment
1890M€

Transport (incl.
AERO) 4160M€

Socio Economic
Sciences and the
Humanities 623M€

Space 1430M€

Security 1400M€

IDEAS

7510M€

Supporting,
investigator-
driven research
projects carried
out across all
fields

PEOPLE

4750M€

Strengthening the
human potential in
research and
technology in Europe

Initial Training of
Researchers

Life-long training
& Career
Development

Industry-
academia
pathways

International
Dimension

Specific support
action

CAPACITIES

4097M€

Research
Infrastructures
1715M€

Research for the
benefits of SMEs
1336M€

Regions of
Knowledge 126M€

Research Potential
340M€

Science in Society
330M€

International
Cooperation 180M€



Business Support at Your Doorstep

ENTERPRISE EUROPE NETWORK

Business Support at Your Doorstep

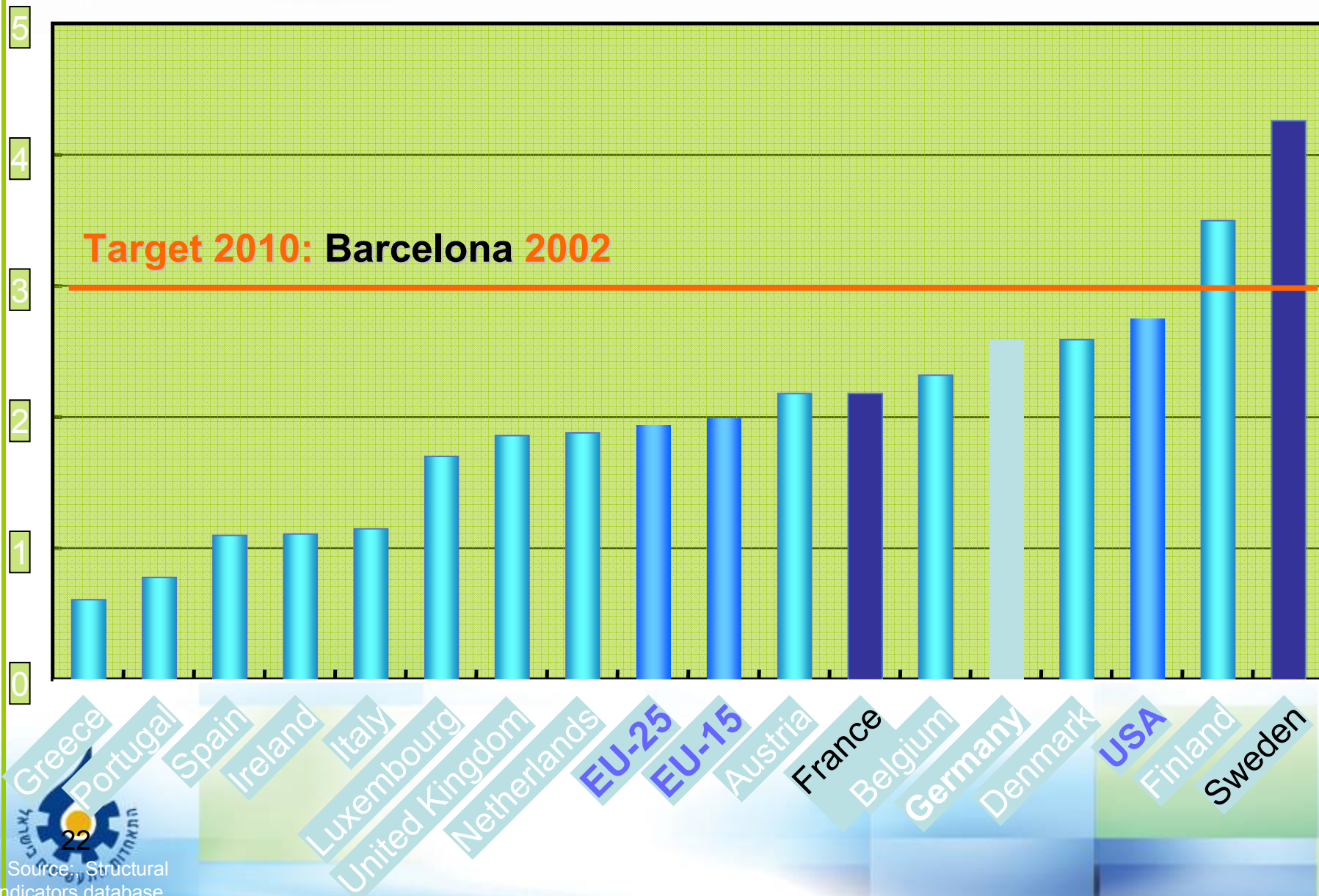


**The Enterprise Europe Network
is made up of close to 600
partner organizations
in more than 40 countries,
promoting competitiveness and innovation
at the local level in Europe and beyond.**

<http://www.enterprise-europe-network.ec.europa.eu>

Gross Domestic Expenditure in Research and Development

As a percentage of GDP

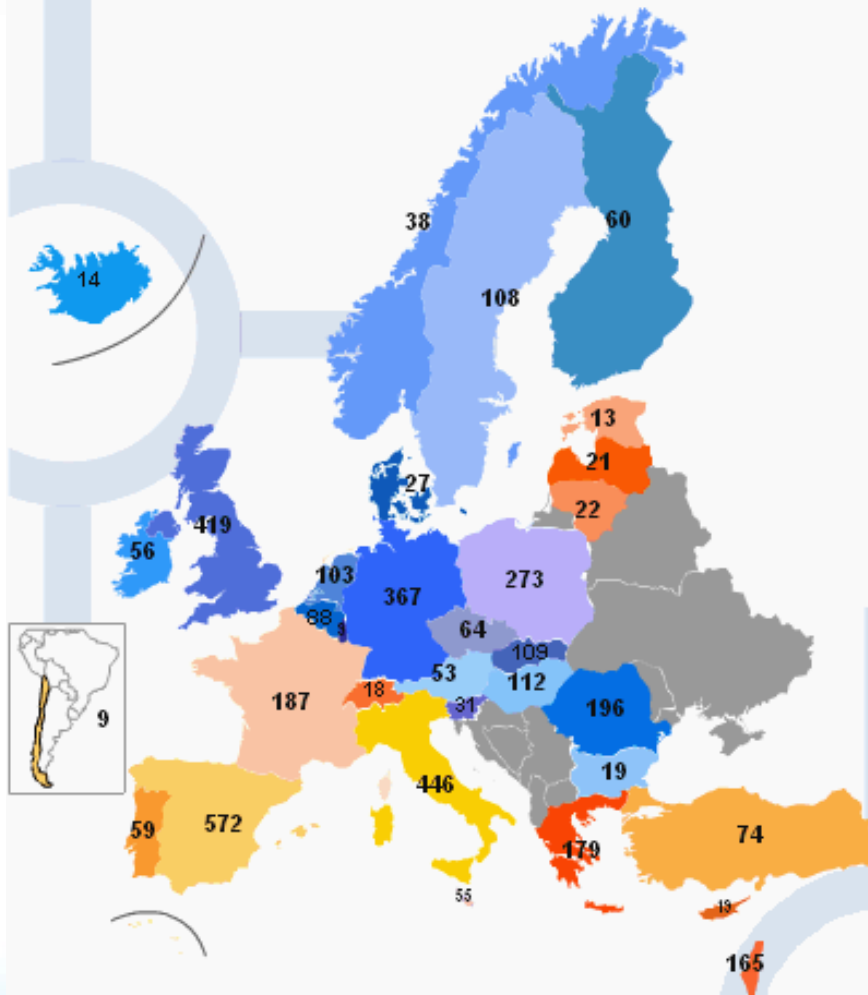


5 types of (TTT) agreements

- Technical co-operation
- Joint venture
- Manufacturing agreement
- Licence agreement
- Commercial agreement with technical co-operation

'3985 profiles

No of profiles per country



Europe		
LEVEL 1 KEYWORDS		
ELECTRONICS, IT AND TELECOMMS	1252	
INDUSTRIAL MANUFACTURING, MATERIAL AI	1514	
OTHER INDUSTRIAL TECHNOLOGIES	597	
ENERGY	453	
PHYSICAL AND EXACT SCIENCES	382	
BIOLOGICAL SCIENCES	832	
AGRICULTURE AND MARINE RESOURCES	238	
AGROFOOD INDUSTRY	366	
MEASUREMENTS AND STANDARDS	333	
PROTECTING MAN AND ENVIRONMENT	688	
SOCIAL AND ECONOMICS CONCERNS	103	

*The numbers above represent actual No of BBS profiles per geographical area, they are all valid and non-expired profiles, dating from the beginning of the BBS system.

**For zooming in/out of the map, right click your mouse and select the appropriate action from the menu.

COMEX

Thank You

Sima Amir

Director, International Business Development & EEN

Manufacturers Association of Israel

Tel: 972-3-5198817

simaa@industry.org.il



Other Clusters

A Short List

- Diagnostics (125)
- Healthcare IT (73)
- Imaging (62)
- Drug Delivery (54)
- MIS (49)
- Monitoring (39)
- Telemedicine (15)
- Cardiovascular (106)
- Dental (69)
- Derma & Aesthetics (40)
- Oncology (38)
- Orthopedics (32)
- Women's' Health (31)
- Home Care



Fast Growing Industry

Young, Creative, & Innovative Industry

1996

186 companies

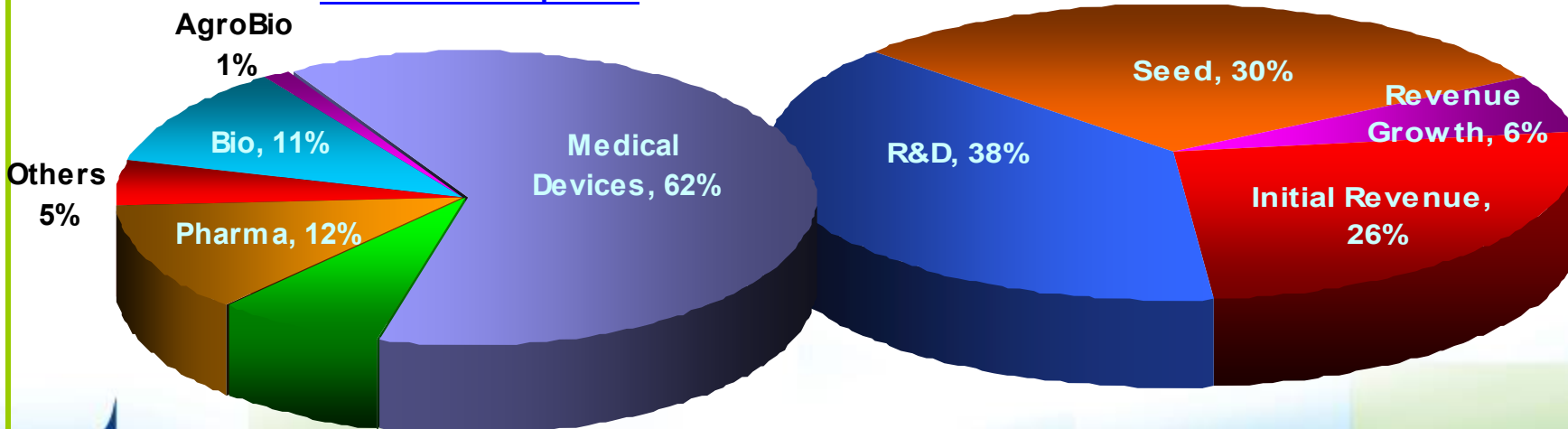
By 2008

over 1150 companies

70-80 new companies being formed each year

Companies' Stage

Over 1250 Companies

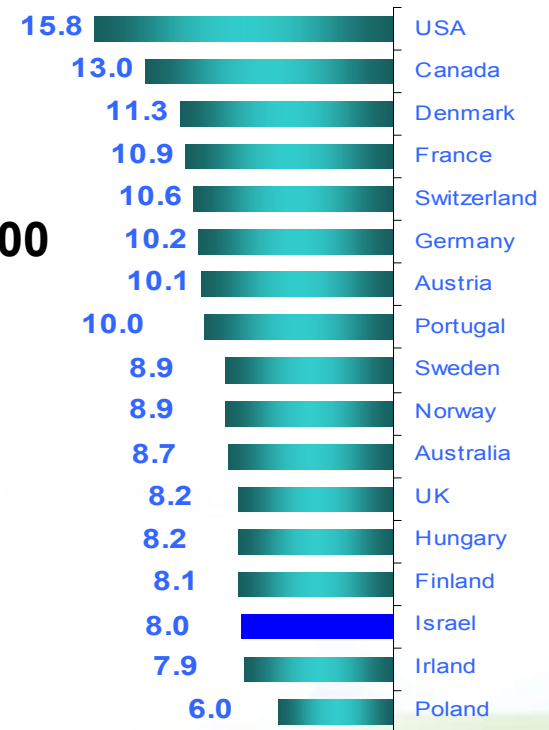


Spring of Creativity

Early adopters physician

- Healthcare expenditure 2007
 - 8% of the GDP, (2,088\$ per capita)
- 3.5 Physicians per 1000
 - 44 general hospitals (373 hospitals), 42,100 beds

% of GDP - 2007



Sources: CBS Israel

www.ittn.org.il

